



COVID-19 Epidemiology Update

OTTAWA PUBLIC HEALTH. Report compiled on May 5, 2020, 11:00 am

Contents

Purpose	0
Summary	0
Cases Over Time.....	1
Case Characteristics.....	4
Outbreaks	5
Data Notes & Sources	6
Data Tables	7

Ottawa Public Health (OPH) is transitioning to a new case management and reporting system. This transition will position OPH to better manage COVID-19 case volumes, facilitate remote work options for the case management team, and continue to uphold provincial reporting obligations. To support the transition, OPH is currently conducting quality assurance to validate the data in the new system. In the interim, a condensed report will be posted until the transition is complete.

Purpose

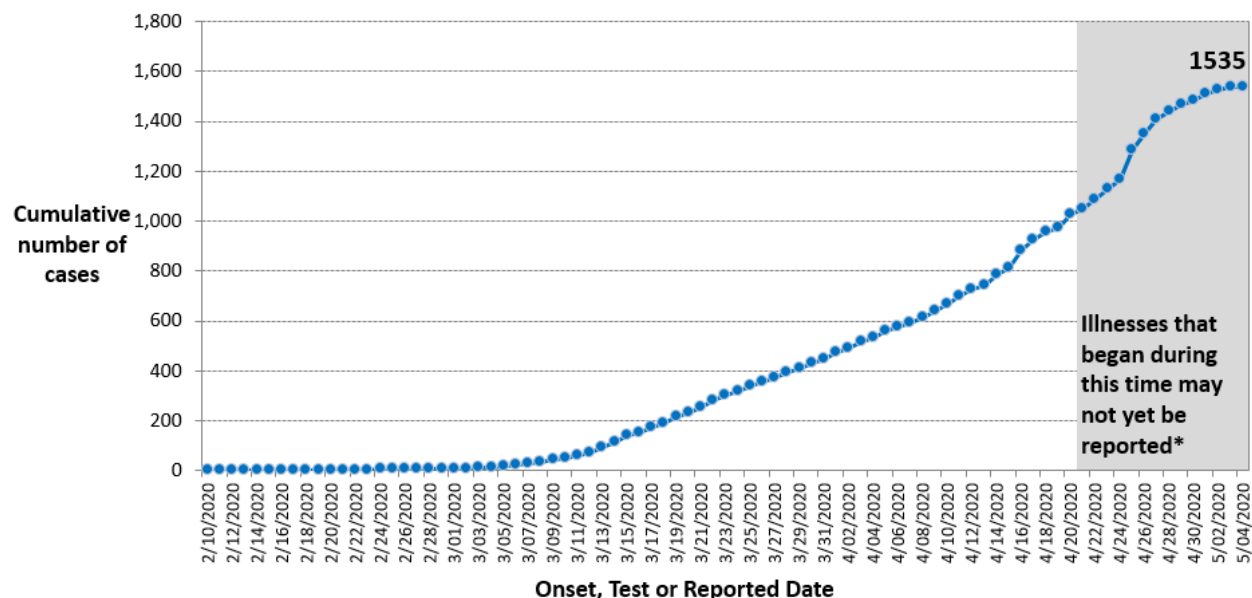
This daily report provides an epidemiologic summary of COVID-19 activity in Ottawa to date. The report includes the most current information available from the COVID-19 Ottawa Database (COD) as of 2:00 pm May 4, 2020 and the integrated Public Health Information System (iPHIS) as of 4:00 p.m. May 4, 2020.

Summary

- 1,535 laboratory-confirmed cases, including 138 deaths, have been reported in Ottawa.
- This includes 31 new cases and 11 new deaths since the previous report.
- There are 25 ongoing outbreaks in [institutions](#).

Cases Over Time

Figure 1. Cumulative epidemiological curve of Ottawa residents with confirmed COVID-19, by the EARLIEST of onset date, test and reported date



Notes:

1. Data are from the COD as of 2:00 p.m. on May 4 2020.
2. The onset date is the earliest of symptom onset, laboratory testing, and reporting dates. This means that in the graphs, cases are shown based on when the person's symptoms started, or if that is not known, the date that they were tested. If the test date is not known, the date that the case was reported to public health is used. As the case is investigated and more information is available, the dates in the graph are updated.
3. Confirmed cases are those with a confirmed COVID-19 laboratory result as per the Ministry of Health Public health management of cases and contacts of COVID-19 in Ontario. March 25, 2020 version 6.0.
4. A patient's exposure may have occurred up to 14 days prior to onset of symptoms.
5. *Symptomatic cases occurring in approximately the last 14 days are likely under-reported due to the time for individuals to seek medical assessment, availability of testing, and receipt of test results.



Figure 2. Epidemiological curve of Ottawa residents with confirmed COVID-19, by the EARLIEST of onset, test, and reported date, by outbreak association† (n=1,535)

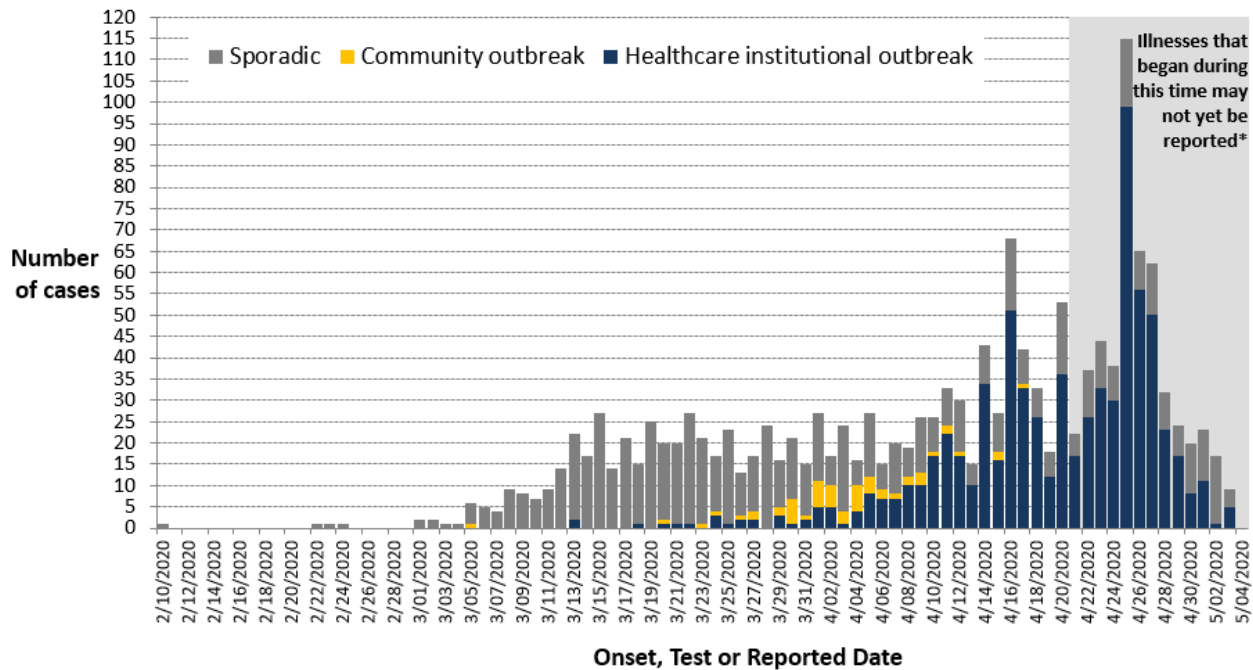
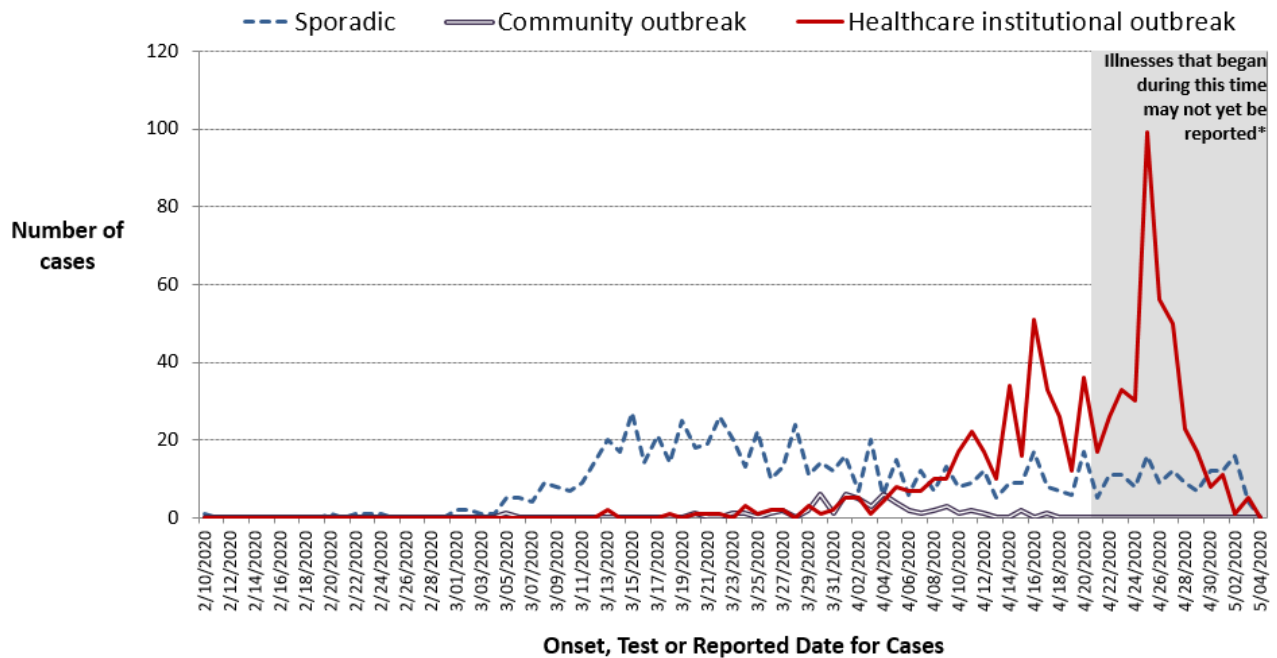


Figure 3. Epidemiological curve of Ottawa residents with confirmed COVID-19, by the EARLIEST of onset, test and reported date, by outbreak association† (n=1,535)



Notes:

1. Data are from the COD as of 2:00 p.m. on May 4, 2020.
2. Confirmed cases are those with a confirmed COVID-19 laboratory result as per the Ministry of Health Public health management of cases and contacts of COVID-19 in Ontario. March 25, 2020 version 6.0.
3. †Cases are associated with a specific, isolated community outbreak; a healthcare institutional outbreak; or no known outbreak (i.e., sporadic).
4. A patient's exposure may have occurred up to 14 days prior to onset of symptoms.
5. *Symptomatic cases occurring in approximately the last 14 days are likely under-reported due to the time for individuals to seek medical assessment, availability of testing, and receipt of test results.
6. Healthcare institutions include long term care facilities, retirement homes, and hospitals.
7. The province has had to limit testing to priority groups. Since only a small fraction of all the persons who were infected with the COVID-19 virus were tested, the number of reported confirmed community cases underestimates the actual number of infections. Information on overall infection rates in Canada will not be available until large studies on COVID-19 antibody presence in blood serum are conducted. Based on available information, the actual number of infections may lie from 5 to 30 times or more than the reported number of cases.¹

¹ Richterich P. Severe underestimation of COVID-19 case numbers: Effect of epidemic growth rate and test restrictions. *medRxiv*. April 2020: 2020.04.13. doi.org/10.1101/2020.04.13.20064220



Case Characteristics

Table 1. Age, gender and occupation (health care worker or first responder) of Ottawa residents with confirmed COVID-19

Measure	Number	Percentage
Case count	1,535	-
Change from previous report	31	2% increase
Age, median (range)	57 years (4m-105y)	-
Age		
0-9 years	13	1%
10-19 years	35	2%
20 to 29 years	146	10%
30 to 39 years	199	13%
40 to 49 years	219	14%
50 to 59 years	226	15%
60 to 69 years	203	13%
70 to 79 years	132	9%
80 to 89 years	196	13%
90+ years	163	11%
Unknown	3	<1%
Gender		
Female	898	59%
Male	629	41%
Unknown	8	<1%
Health care workers and first responders	370	24%

Notes

1. Data are from the COD as of 2:00 p.m. on May 4, 2020.



Table 2. Outcome of disease for Ottawa residents with confirmed COVID-19

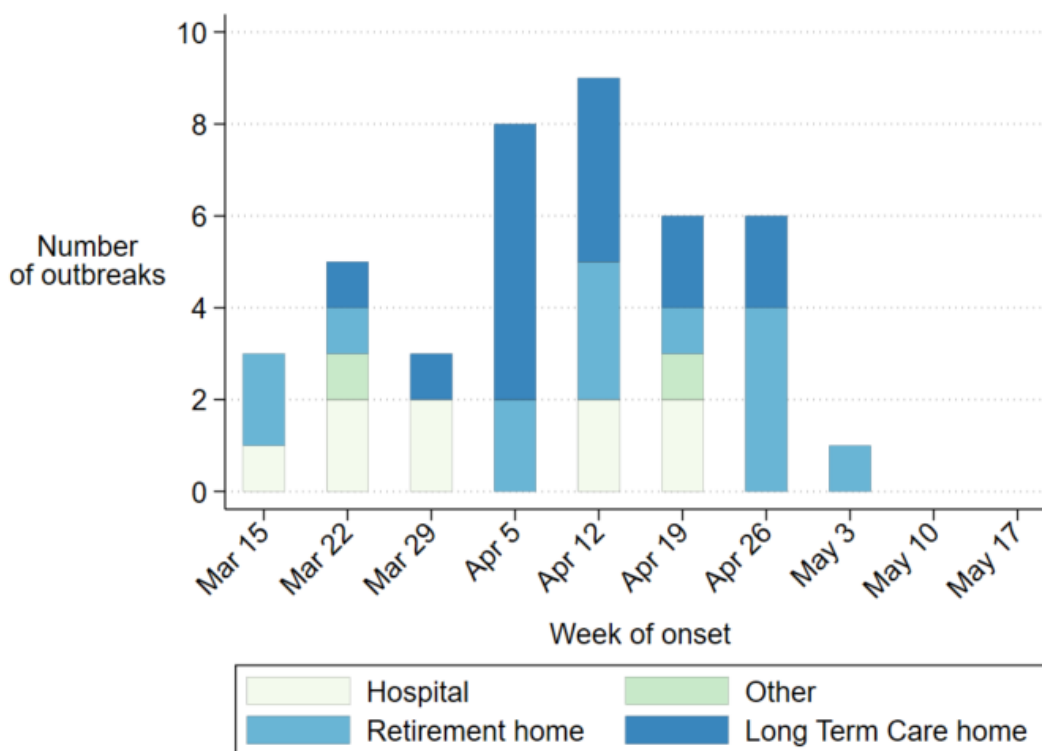
Measure	Number	Percentage
All cases	1,535	-
Ongoing	522	34%
Deaths	138	9%
Resolved ³	875	57%

Notes:

1. Data are from Ontario Data Catalogue of confirmed positive cases of COVID19 in Ottawa downloaded 10:30 am on May 5, representing data pulled from the COD as of 2:00 p.m. on May 4, 2020.
2. Confirmed cases are those with a confirmed COVID-19 laboratory result as per the Ministry of Health Public health management of cases and contacts of COVID-19 in Ontario. March 25, 2020 version 6.0.
3. As per provincial practice, cases that are 14 days past symptom onset (if available) or 14 days past the episode date are classified as resolved for non-fatal cases that are not currently listed as hospitalized. Cases are also classified as resolved if the case is reported as “recovered” in the COD. This represents a change from all previous reports that relied solely on the classification in the COD/iPHIS and increases the number classified as Resolved.

Outbreaks

Figure 4. Total number of COVID-19 outbreaks in Ottawa institutions²



Notes:

1. Data from iPHIS as of 4:00 pm on May 4, 2020.
2. 16 outbreaks are closed and 25 are active. Investigation and data entry are ongoing.
3. Institutions include long-term care homes, retirement homes, group homes (other) and public hospitals.



Data Notes & Sources

Data extracted represent a snapshot at the time of extraction and may differ in previous or subsequent reports. These data sources are used:

- 1) Case information
 - a. Data are from [Ontario Data Catalogue](#) of confirmed positive cases of COVID19 in Ottawa downloaded 10:30am on May 5, representing data pulled from the Ottawa Public Health COVID-19 Ottawa Database (COD) as of 2:00 p.m. on May 4, 2020.
- 2) Outbreak information
 - a. Ontario Ministry of Health, integrated Public Health Information System (iPHIS), extracted by Ottawa Public Health at 4:00 p.m. each day.

iPHIS and the COD are dynamic disease reporting systems that allow for ongoing updates to data previously entered. Data extracted from these databases represent a snapshot at the time of extraction and can be different in previous or subsequent reports.

Please use the following citation when referencing this document:

Ottawa Public Health. COVID-19 Epidemiology Update. May 5, 2020. Ottawa (ON): Ottawa Public Health; 2020.

For further information about COVID-19 in Ottawa, visit ottawapublichealth.ca.



Data Tables

Data Table for Figures 1

Earliest of Onset, Test or Reported Date	Cumulative Number of Ottawa Residents with Confirmed COVID-19
2/10/2020	1
2/11/2020	1
2/12/2020	1
2/13/2020	1
2/14/2020	1
2/15/2020	1
2/16/2020	1
2/17/2020	1
2/18/2020	1
2/19/2020	1
2/20/2020	2
2/21/2020	2
2/22/2020	3
2/23/2020	4
2/24/2020	5
2/25/2020	5
2/26/2020	5
2/27/2020	5
2/28/2020	5
2/29/2020	5
3/01/2020	7
3/02/2020	9
3/03/2020	10
3/04/2020	11
3/05/2020	17
3/06/2020	22
3/07/2020	26
3/08/2020	35
3/09/2020	43
3/10/2020	50



Earliest of Onset, Test or Reported Date	Cumulative Number of Ottawa Residents with Confirmed COVID-19
3/11/2020	59
3/12/2020	73
3/13/2020	95
3/14/2020	112
3/15/2020	139
3/16/2020	153
3/17/2020	174
3/18/2020	189
3/19/2020	214
3/20/2020	234
3/21/2020	254
3/22/2020	281
3/23/2020	302
3/24/2020	319
3/25/2020	342
3/26/2020	355
3/27/2020	372
3/28/2020	396
3/29/2020	412
3/30/2020	433
3/31/2020	448
4/01/2020	475
4/02/2020	492
4/03/2020	516
4/04/2020	532
4/05/2020	559
4/06/2020	574
4/07/2020	594
4/08/2020	613
4/09/2020	639
4/10/2020	665
4/11/2020	698



Earliest of Onset, Test or Reported Date	Cumulative Number of Ottawa Residents with Confirmed COVID-19
4/12/2020	728
4/13/2020	743
4/14/2020	786
4/15/2020	813
4/16/2020	881
4/17/2020	923
4/18/2020	956
4/19/2020	974
4/20/2020	1027
4/21/2020	1049
4/22/2020	1086
4/23/2020	1130
4/24/2020	1168
4/25/2020	1283
4/26/2020	1348
4/27/2020	1410
4/28/2020	1442
4/29/2020	1466
4/30/2020	1486
5/01/2020	1509
5/02/2020	1526
5/03/2020	1535
5/04/2020	1535



Data table for Figure 2 and Figure 3

Earliest of Onset, Test or Reported Date	Daily Total of Sporadic COVID-19 Cases	Daily Total of COVID-19 Cases Linked to Community Outbreaks	Daily Total of COVID-19 Cases Linked to Outbreaks in Health Care Institutions	Daily Total of Ottawa Residents with Confirmed COVID-19
2/10/2020	1	0	0	1
2/11/2020	0	0	0	0
2/12/2020	0	0	0	0
2/13/2020	0	0	0	0
2/14/2020	0	0	0	0
2/15/2020	0	0	0	0
2/16/2020	0	0	0	0
2/17/2020	0	0	0	0
2/18/2020	0	0	0	0
2/19/2020	0	0	0	0
2/20/2020	1	0	0	1
2/21/2020	0	0	0	0
2/22/2020	1	0	0	1
2/23/2020	1	0	0	1
2/24/2020	1	0	0	1
2/25/2020	0	0	0	0
2/26/2020	0	0	0	0
2/27/2020	0	0	0	0
2/28/2020	0	0	0	0
2/29/2020	0	0	0	0
3/01/2020	2	0	0	2
3/02/2020	2	0	0	2
3/03/2020	1	0	0	1
3/04/2020	1	0	0	1
3/05/2020	5	1	0	6
3/06/2020	5	0	0	5
3/07/2020	4	0	0	4
3/08/2020	9	0	0	9
3/09/2020	8	0	0	8



Earliest of Onset, Test or Reported Date	Daily Total of Sporadic COVID-19 Cases	Daily Total of COVID-19 Cases Linked to Community Outbreaks	Daily Total of COVID-19 Cases Linked to Outbreaks in Health Care Institutions	Daily Total of Ottawa Residents with Confirmed COVID-19
3/10/2020	7	0	0	7
3/11/2020	9	0	0	9
3/12/2020	14	0	0	14
3/13/2020	20	0	2	22
3/14/2020	17	0	0	17
3/15/2020	27	0	0	27
3/16/2020	14	0	0	14
3/17/2020	21	0	0	21
3/18/2020	14	0	1	15
3/19/2020	25	0	0	25
3/20/2020	18	1	1	20
3/21/2020	19	0	1	20
3/22/2020	26	0	1	27
3/23/2020	20	1	0	21
3/24/2020	13	1	3	17
3/25/2020	22	0	1	23
3/26/2020	10	1	2	13
3/27/2020	13	2	2	17
3/28/2020	24	0	0	24
3/29/2020	11	2	3	16
3/30/2020	14	6	1	21
3/31/2020	12	1	2	15
4/01/2020	16	6	5	27
4/02/2020	7	5	5	17
4/03/2020	20	3	1	24
4/04/2020	6	6	4	16
4/05/2020	15	4	8	27
4/06/2020	6	2	7	15
4/07/2020	12	1	7	20
4/08/2020	7	2	10	19



Earliest of Onset, Test or Reported Date	Daily Total of Sporadic COVID-19 Cases	Daily Total of COVID-19 Cases Linked to Community Outbreaks	Daily Total of COVID-19 Cases Linked to Outbreaks in Health Care Institutions	Daily Total of Ottawa Residents with Confirmed COVID-19
4/09/2020	13	3	10	26
4/10/2020	8	1	17	26
4/11/2020	9	2	22	33
4/12/2020	12	1	17	30
4/13/2020	5	0	10	15
4/14/2020	9	0	34	43
4/15/2020	9	2	16	27
4/16/2020	17	0	51	68
4/17/2020	8	1	33	42
4/18/2020	7	0	26	33
4/19/2020	6	0	12	18
4/20/2020	17	0	36	53
4/21/2020	5	0	17	22
4/22/2020	11	0	26	37
4/23/2020	11	0	33	44
4/24/2020	8	0	30	38
4/25/2020	16	0	99	115
4/26/2020	9	0	56	65
4/27/2020	12	0	50	62
4/28/2020	9	0	23	32
4/29/2020	7	0	17	24
4/30/2020	12	0	8	20
5/01/2020	12	0	11	23
5/02/2020	16	0	1	17
5/03/2020	4	0	5	9
5/04/2020	0	0	0	0



Data Table for Figure 4

Week of symptom onset	Number of outbreaks in Ottawa hospitals	Number of outbreaks in other Ottawa institutions	Number of outbreaks in Ottawa retirement homes	Number of outbreaks in long-term care/ nursing homes in Ottawa
Mar 15	1	0	2	0
Mar 22	2	1	1	1
Mar 29	2	0	0	1
Apr 05	0	0	2	6
Apr 12	2	0	3	4
Apr 19	2	1	1	2
Apr 26	0	0	4	2
May 03	0	0	1	0
May 10				

