



# COVID-19 Epidemiology Update

OTTAWA PUBLIC HEALTH. Report compiled on May 8, 2020, 11:00 am

## Contents

Purpose .....	1
Summary .....	1
Cases Over Time.....	1
Case Characteristics.....	4
Outbreaks .....	6
Data Notes & Sources .....	7
Data Tables .....	8



## Purpose

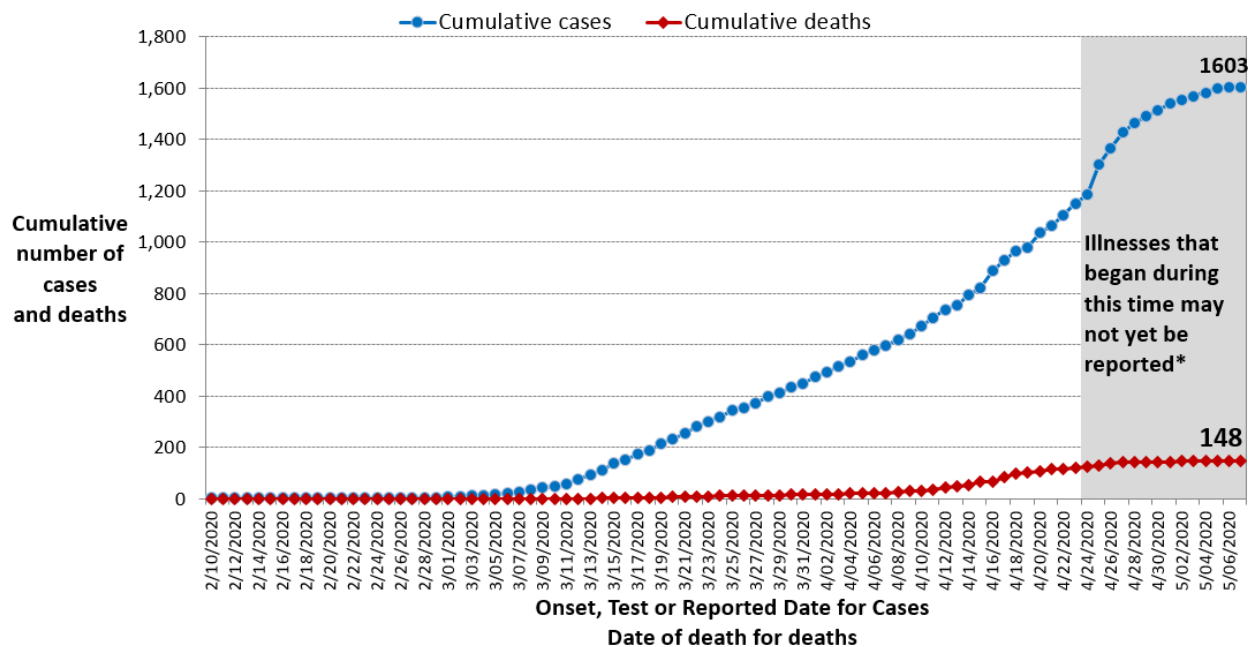
This daily report provides an epidemiologic summary of COVID-19 activity in Ottawa to date. The report includes the most current information available from the COVID-19 Ottawa Database (COD) as of 2:00 pm May 7, 2020 and the integrated Public Health Information System (iPHIS) as of 4:00 p.m. May 7, 2020.

## Summary

- 1,603 laboratory-confirmed cases, including 148 deaths, have been reported in Ottawa.
- This includes 24 new cases and 7 new deaths since the previous report.
- There are 23 ongoing outbreaks in [institutions](#).

## Cases Over Time

**Figure 1. Cumulative epidemiological curve of Ottawa residents with confirmed COVID-19, by the EARLIEST of onset date, test and reported date or date of death**

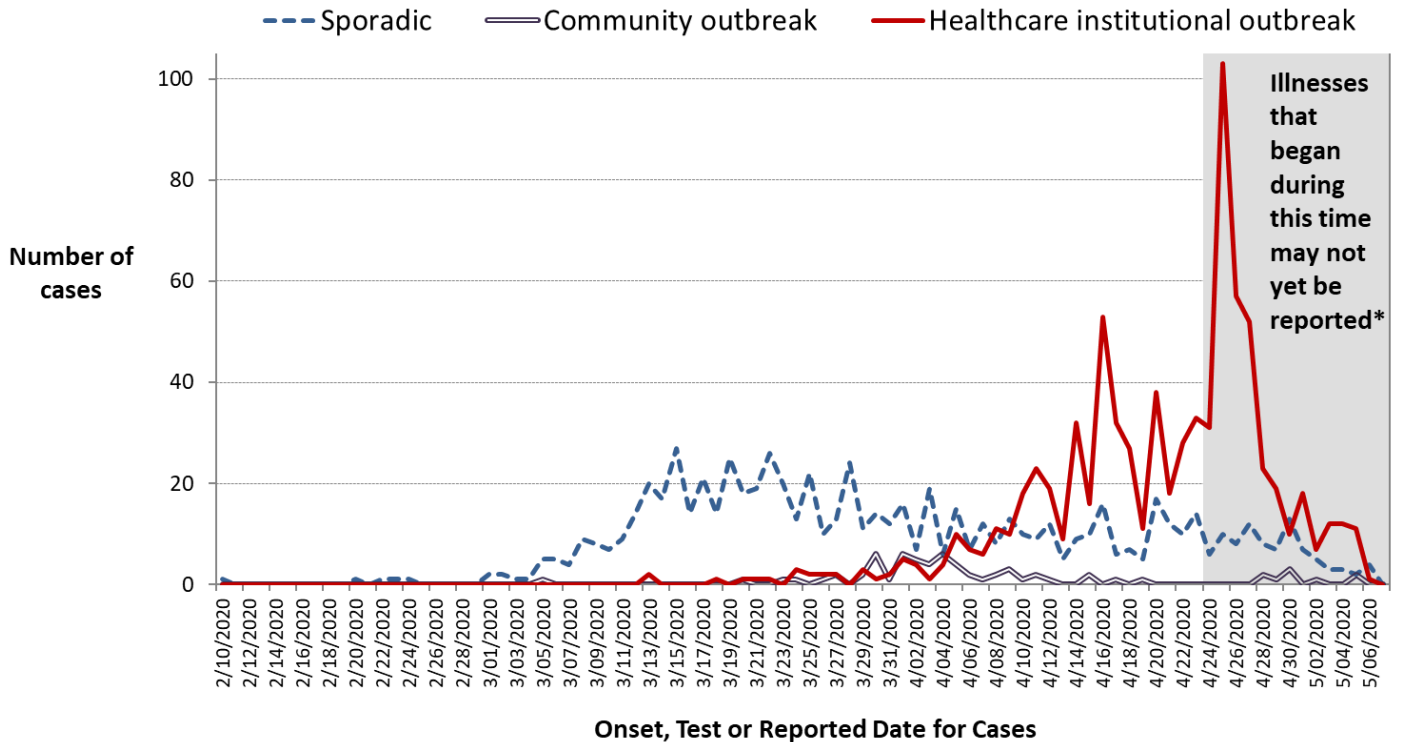


### Notes:

1. Data are from the COD as of 2:00 p.m. on May 7, 2020.
2. The onset date is the earliest of symptom onset, laboratory testing, and reporting dates. This means that in the graphs, cases are shown based on when the person's symptoms started, or if that is not known, the date that they were tested. If the test date is not known, the date that the case was reported to public health is used. As the case is investigated and more information is available, the dates in the graph are updated.
3. Confirmed cases are those with a confirmed COVID-19 laboratory result as per the Ministry of Health Public health management of cases and contacts of COVID-19 in Ontario. March 25, 2020 version 6.0.
4. A patient's exposure may have occurred up to 14 days prior to onset of symptoms.
5. \*Symptomatic cases occurring in approximately the last 14 days are likely under-reported due to the time for individuals to seek medical assessment, availability of testing, and receipt of test results.



**Figure 2. Epidemiological curve of Ottawa residents with confirmed COVID-19, by the EARLIEST of onset, test, and reported date, by outbreak association† (n=1,603)**



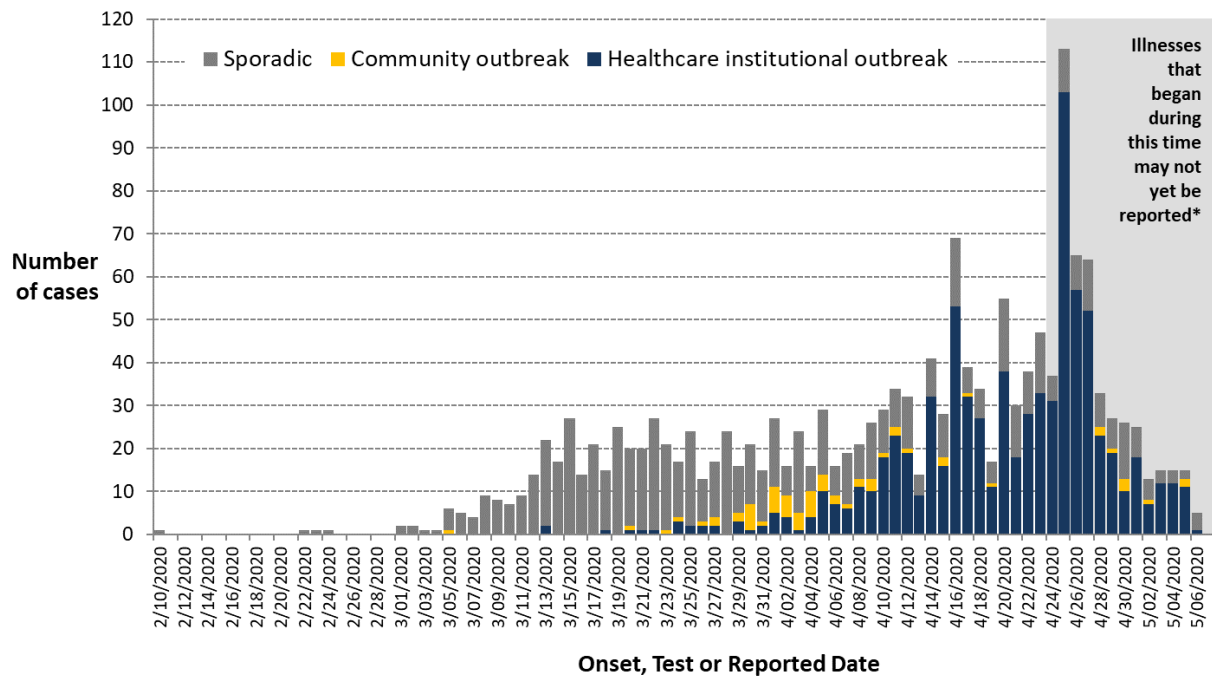
**Notes:**

1. Data are from the COD as of 2:00 p.m. on May 7, 2020.
2. Confirmed cases are those with a confirmed COVID-19 laboratory result as per the Ministry of Health Public health management of cases and contacts of COVID-19 in Ontario. March 25, 2020 version 6.0.
3. †Cases are associated with a specific, isolated community outbreak; a healthcare institutional outbreak; or no known outbreak (i.e., sporadic).
4. A patient's exposure may have occurred up to 14 days prior to onset of symptoms.
5. \*Symptomatic cases occurring in approximately the last 14 days are likely under-reported due to the time for individuals to seek medical assessment, availability of testing, and receipt of test results.
6. Healthcare institutions include long term care facilities, retirement homes, and hospitals.
7. The province has had to limit testing to priority groups. Since only a small fraction of all the persons who were infected with the COVID-19 virus were tested, the number of reported confirmed community cases underestimates the actual number of infections. Information on overall infection rates in Canada will not be available until large studies on COVID-19 antibody presence in blood serum are conducted. Based on available information, the actual number of infections may lie from 5 to 30 times or more than the reported number of cases.<sup>1</sup>

<sup>1</sup> Richterich P. Severe underestimation of COVID-19 case numbers: Effect of epidemic growth rate and test restrictions. *medRxiv*. April 2020: 2020.04.13. doi.org/10.1101/2020.04.13.20064220



**Figure 3. Epidemiological curve of Ottawa residents with confirmed COVID-19, by the EARLIEST of onset, test and reported date, by outbreak association† (n=1,603)**



**Notes:**

1. Data are from the COD as of 2:00 p.m. on May 7, 2020.
2. Confirmed cases are those with a confirmed COVID-19 laboratory result as per the Ministry of Health Public health management of cases and contacts of COVID-19 in Ontario. March 25, 2020 version 6.0.
3. †Cases are associated with a specific, isolated community outbreak; a healthcare institutional outbreak; or no known outbreak (i.e., sporadic).
4. A patient's exposure may have occurred up to 14 days prior to onset of symptoms.
5. \*Symptomatic cases occurring in approximately the last 14 days are likely under-reported due to the time for individuals to seek medical assessment, availability of testing, and receipt of test results.
6. Healthcare institutions include long term care facilities, retirement homes, and hospitals.
7. The province has had to limit testing to priority groups. Since only a small fraction of all the persons who were infected with the COVID-19 virus were tested, the number of reported confirmed community cases underestimates the actual number of infections. Information on overall infection rates in Canada will not be available until large studies on COVID-19 antibody presence in blood serum are conducted. Based on available information, the actual number of infections may lie from 5 to 30 times or more than the reported number of cases.<sup>2</sup>

<sup>2</sup> Richterich P. Severe underestimation of COVID-19 case numbers: Effect of epidemic growth rate and test restrictions. *medRxiv*. April 2020: 2020.04.13. doi.org/10.1101/2020.04.13.20064220



## Case Characteristics

**Table 1. Age, gender and occupation (health care worker or first responder) of Ottawa residents with confirmed COVID-19**

Measure	Number	Percentage
Case count	1,603	-
Change from previous report	24	2% increase
Age, median (range)	57 years (4m-105y)	-
<b>Age</b>		
0-9 years	15	1%
10-19 years	37	2%
20 to 29 years	154	10%
30 to 39 years	201	13%
40 to 49 years	228	14%
50 to 59 years	242	15%
60 to 69 years	208	13%
70 to 79 years	143	9%
80 to 89 years	204	13%
90+ years	170	11%
Unknown	1	<1%
<b>Gender</b>		
Female	941	59%
Male	656	41%
Unknown	6	<1%
Health care workers and first responders	414	26%

Note:

1. Data are from the COD as of 2:00 p.m. on May 7, 2020.
2. Confirmed cases are those with a confirmed COVID-19 laboratory result as per the Ministry of Health Public health management of cases and contacts of COVID-19 in Ontario. March 25, 2020 version 6.0.

**Table 2. Outcome of disease for Ottawa residents with confirmed COVID-19**

Measure	Number	Percentage
<b>All cases</b>	<b>1603</b>	<b>-</b>
Ongoing	490	31%
Deaths	148	9%
Resolved <sup>3</sup>	965	60%

Notes:

1. Data are from the COD as of 2:00 p.m. on May 7, 2020.
2. Confirmed cases are those with a confirmed COVID-19 laboratory result as per the Ministry of Health Public health management of cases and contacts of COVID-19 in Ontario. March 25, 2020 version 6.0.
3. As per provincial practice, cases that are 14 days past symptom onset (if available) or 14 days past the episode date are classified as resolved for non-fatal cases that are not currently listed as hospitalized. Cases are also classified as resolved if the case is reported as “recovered” in the COD. This represents a change from all previous reports that relied solely on the classification in the COD/iPHIS and increases the number classified as Resolved.



**Table 3. Age, gender and occupation (health care worker or first responder) of Ottawa residents with confirmed COVID-19 who have died**

<b>Measure</b>	<b>Number</b>	<b>Percentage</b>
Cumulative cases	1,603	
Cumulative deaths	148	9%
Change from previous report	7	5% increase
Age, median (range)	86 years (39-105)	
<b>Age</b>		
0-9 years	0	0%
10 to 19 years	0	0%
20 to 29 years	0	0%
30 to 39 years	1	1%
40 to 49 years	0	0%
50 to 59 years	5	3%
60 to 69 years	9	6%
70 to 79 years	21	14%
80 to 89 years	60	41%
90+ years	52	35%
Unknown	0	0%
<b>Gender</b>		
Female	77	52%
Male	70	47%
Unknown	1	1%
Healthcare workers and first responders	1	1%

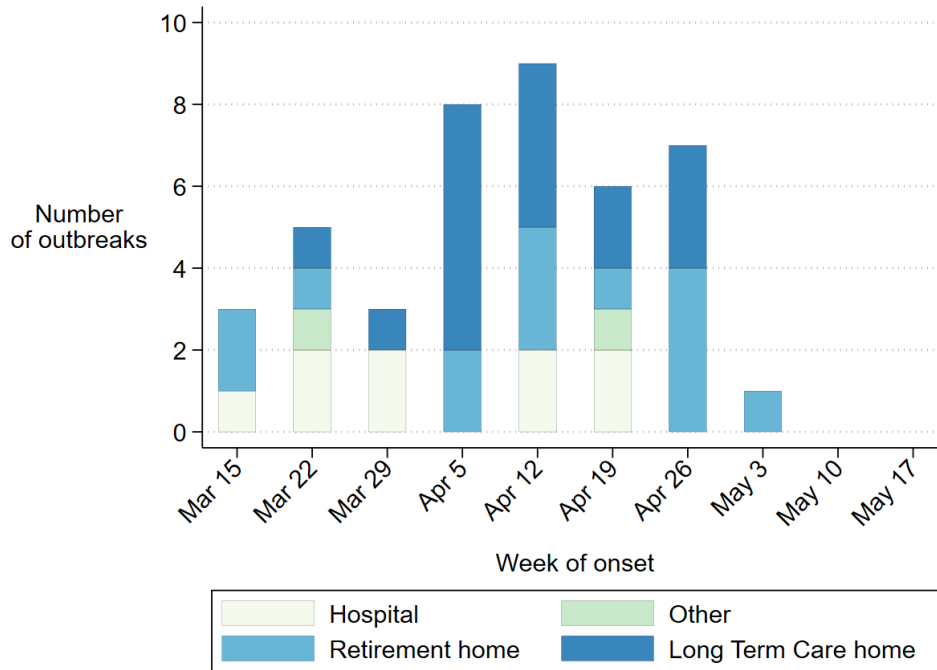
Notes:

1. Data are from the COD as of 2:00 p.m. on May 7, 2020.
2. Confirmed cases are those with a confirmed COVID-19 laboratory result as per the Ministry of Health Public health management of cases and contacts of COVID-19 in Ontario. March 25, 2020 version 6.0.



## Outbreaks

**Figure 4. Total number of COVID-19 outbreaks in Ottawa institutions<sup>3</sup>**



**Notes:**

1. Data from iPHIS as of 4:00 pm on May 7, 2020.
2. 19 outbreaks are closed and 23 are active. Investigation and data entry are ongoing.
3. Institutions include long-term care homes, retirement homes, group homes (other) and public hospitals.



## Data Notes & Sources

Data extracted represent a snapshot at the time of extraction and may differ in previous or subsequent reports. These data sources are used:

- 1) Case information
  - a. Data are from [Ontario Data Catalogue](#) of confirmed positive cases of COVID19 in Ottawa downloaded 10:30am on May 7, representing data pulled from the Ottawa Public Health COVID-19 Ottawa Database (COD) as of 2:00 p.m. on May 7, 2020.
- 2) Outbreak information
  - a. Ontario Ministry of Health, integrated Public Health Information System (iPHIS), extracted by Ottawa Public Health at 4:00 p.m. each day.

iPHIS and the COD are dynamic disease reporting systems that allow for ongoing updates to data previously entered. Data extracted from these databases represent a snapshot at the time of extraction and can be different in previous or subsequent reports.

**Please use the following citation when referencing this document:**

Ottawa Public Health. COVID-19 Epidemiology Update. May 8, 2020. Ottawa (ON): Ottawa Public Health; 2020.

**For further information about COVID-19 in Ottawa, visit [ottawapublichealth.ca](https://ottawapublichealth.ca).**





Data Tables

Data Table for Figure 1

<b>Earliest of Onset, Test or Reported Date or Date of Death</b>	<b>Cumulative Number of Ottawa Residents with Confirmed COVID-19</b>	<b>Cumulative Number of Ottawa Residents who died from COVID-19 (Confirmed)</b>
2/10/2020	1	0
2/11/2020	1	0
2/12/2020	1	0
2/13/2020	1	0
2/14/2020	1	0
2/15/2020	1	0
2/16/2020	1	0
2/17/2020	1	0
2/18/2020	1	0
2/19/2020	1	0
2/20/2020	2	0
2/21/2020	2	0
2/22/2020	3	0
2/23/2020	4	0
2/24/2020	5	0
2/25/2020	5	0
2/26/2020	5	0
2/27/2020	5	0
2/28/2020	5	0
2/29/2020	5	0
3/01/2020	7	0
3/02/2020	9	0
3/03/2020	10	0
3/04/2020	11	0
3/05/2020	17	0
3/06/2020	22	0
3/07/2020	26	0
3/08/2020	35	0
3/09/2020	43	0



<b>Earliest of Onset, Test or Reported Date or Date of Death</b>	<b>Cumulative Number of Ottawa Residents with Confirmed COVID-19</b>	<b>Cumulative Number of Ottawa Residents who died from COVID-19 (Confirmed)</b>
3/10/2020	50	0
3/11/2020	59	0
3/12/2020	73	0
3/13/2020	95	1
3/14/2020	112	1
3/15/2020	139	4
3/16/2020	153	4
3/17/2020	174	5
3/18/2020	189	5
3/19/2020	214	6
3/20/2020	234	6
3/21/2020	254	8
3/22/2020	281	9
3/23/2020	302	10
3/24/2020	319	11
3/25/2020	343	12
3/26/2020	356	12
3/27/2020	373	12
3/28/2020	397	13
3/29/2020	413	15
3/30/2020	434	16
3/31/2020	449	16
4/01/2020	476	17
4/02/2020	492	18
4/03/2020	516	19
4/04/2020	532	20
4/05/2020	561	22
4/06/2020	577	23
4/07/2020	596	26
4/08/2020	617	29
4/09/2020	643	31



<b>Earliest of Onset, Test or Reported Date or Date of Death</b>	<b>Cumulative Number of Ottawa Residents with Confirmed COVID-19</b>	<b>Cumulative Number of Ottawa Residents who died from COVID-19 (Confirmed)</b>
4/10/2020	672	35
4/11/2020	706	44
4/12/2020	738	49
4/13/2020	752	53
4/14/2020	793	64
4/15/2020	821	66
4/16/2020	890	86
4/17/2020	929	99
4/18/2020	963	103
4/19/2020	980	105
4/20/2020	1035	114
4/21/2020	1065	116
4/22/2020	1103	122
4/23/2020	1150	125
4/24/2020	1187	127
4/25/2020	1300	137
4/26/2020	1365	141
4/27/2020	1429	143
4/28/2020	1462	143
4/29/2020	1489	143
4/30/2020	1515	144
5/01/2020	1540	145
5/02/2020	1553	146
5/03/2020	1568	147
5/04/2020	1583	148
5/05/2020	1598	148
5/06/2020	1603	148
5/07/2020	1603	148



Data table for Figure 2 and Figure 3

<b>Earliest of Onset, Test or Reported Date</b>	<b>Daily Total of Sporadic COVID-19 Cases</b>	<b>Daily Total of COVID-19 Cases Linked to Community Outbreaks</b>	<b>Daily Total of COVID-19 Cases Linked to Outbreaks in Health Care Institutions</b>	<b>Daily Total of Ottawa Residents with Confirmed COVID-19</b>
2/10/2020	1	0	0	1
2/11/2020	0	0	0	0
2/12/2020	0	0	0	0
2/13/2020	0	0	0	0
2/14/2020	0	0	0	0
2/15/2020	0	0	0	0
2/16/2020	0	0	0	0
2/17/2020	0	0	0	0
2/18/2020	0	0	0	0
2/19/2020	0	0	0	0
2/20/2020	1	0	0	1
2/21/2020	0	0	0	0
2/22/2020	1	0	0	1
2/23/2020	1	0	0	1
2/24/2020	1	0	0	1
2/25/2020	0	0	0	0
2/26/2020	0	0	0	0
2/27/2020	0	0	0	0
2/28/2020	0	0	0	0
2/29/2020	0	0	0	0
3/01/2020	2	0	0	2
3/02/2020	2	0	0	2
3/03/2020	1	0	0	1
3/04/2020	1	0	0	1
3/05/2020	5	1	0	6
3/06/2020	5	0	0	5
3/07/2020	4	0	0	4
3/08/2020	9	0	0	9



<b>Earliest of Onset, Test or Reported Date</b>	<b>Daily Total of Sporadic COVID-19 Cases</b>	<b>Daily Total of COVID-19 Cases Linked to Community Outbreaks</b>	<b>Daily Total of COVID-19 Cases Linked to Outbreaks in Health Care Institutions</b>	<b>Daily Total of Ottawa Residents with Confirmed COVID-19</b>
3/09/2020	8	0	0	8
3/10/2020	7	0	0	7
3/11/2020	9	0	0	9
3/12/2020	14	0	0	14
3/13/2020	20	0	2	22
3/14/2020	17	0	0	17
3/15/2020	27	0	0	27
3/16/2020	14	0	0	14
3/17/2020	21	0	0	21
3/18/2020	14	0	1	15
3/19/2020	25	0	0	25
3/20/2020	18	1	1	20
3/21/2020	19	0	1	20
3/22/2020	26	0	1	27
3/23/2020	20	1	0	21
3/24/2020	13	1	3	17
3/25/2020	22	0	2	24
3/26/2020	10	1	2	13
3/27/2020	13	2	2	17
3/28/2020	24	0	0	24
3/29/2020	11	2	3	16
3/30/2020	14	6	1	21
3/31/2020	12	1	2	15
4/01/2020	16	6	5	27
4/02/2020	7	5	4	16
4/03/2020	19	4	1	24
4/04/2020	6	6	4	16
4/05/2020	15	4	10	29
4/06/2020	7	2	7	16
4/07/2020	12	1	6	19



<b>Earliest of Onset, Test or Reported Date</b>	<b>Daily Total of Sporadic COVID-19 Cases</b>	<b>Daily Total of COVID-19 Cases Linked to Community Outbreaks</b>	<b>Daily Total of COVID-19 Cases Linked to Outbreaks in Health Care Institutions</b>	<b>Daily Total of Ottawa Residents with Confirmed COVID-19</b>
4/08/2020	8	2	11	21
4/09/2020	13	3	10	26
4/10/2020	10	1	18	29
4/11/2020	9	2	23	34
4/12/2020	12	1	19	32
4/13/2020	5	0	9	14
4/14/2020	9	0	32	41
4/15/2020	10	2	16	28
4/16/2020	16	0	53	69
4/17/2020	6	1	32	39
4/18/2020	7	0	27	34
4/19/2020	5	1	11	17
4/20/2020	17	0	38	55
4/21/2020	12	0	18	30
4/22/2020	10	0	28	38
4/23/2020	14	0	33	47
4/24/2020	6	0	31	37
4/25/2020	10	0	103	113
4/26/2020	8	0	57	65
4/27/2020	12	0	52	64
4/28/2020	8	2	23	33
4/29/2020	7	1	19	27
4/30/2020	13	3	10	26
5/01/2020	7	0	18	25
5/02/2020	5	1	7	13
5/03/2020	3	0	12	15
5/04/2020	3	0	12	15
5/05/2020	2	2	11	15



Earliest of Onset, Test or Reported Date	Daily Total of Sporadic COVID-19 Cases	Daily Total of COVID-19 Cases Linked to Community Outbreaks	Daily Total of COVID-19 Cases Linked to Outbreaks in Health Care Institutions	Daily Total of Ottawa Residents with Confirmed COVID-19
5/06/2020	4	0	1	5
5/07/2020	0	0	0	0

**Data Table for Figure 4**

Week of symptom onset	Number of outbreaks in Ottawa hospitals	Number of outbreaks in other Ottawa institutions	Number of outbreaks in Ottawa retirement homes	Number of outbreaks in Ottawa long term care homes
Mar 15	1	0	2	0
Mar 22	2	1	1	1
Mar 29	2	0	0	1
Apr 05	0	0	2	6
Apr 12	2	0	3	4
Apr 19	2	1	1	2
Apr 26	0	0	4	3
May 03	0	0	1	0
May 10				

