



COVID-19 Epidemiology Update

OTTAWA PUBLIC HEALTH. Report compiled on May 10, 2020, 11:00 am

Contents

Purpose	1
Summary	1
Cases Over Time.....	1
Case Characteristics.....	4
Outbreaks	6
Data Notes & Sources	7
Data Tables	8

Ottawa Public Health (OPH) is transitioning to a new case management and reporting system. This transition will position OPH to better manage COVID-19 case volumes, facilitate remote work options for the case management team, and continue to uphold provincial reporting obligations. To support the transition, OPH is currently conducting quality assurance to validate the data in the new system. In the interim, a condensed report will be posted until the transition is complete.



Purpose

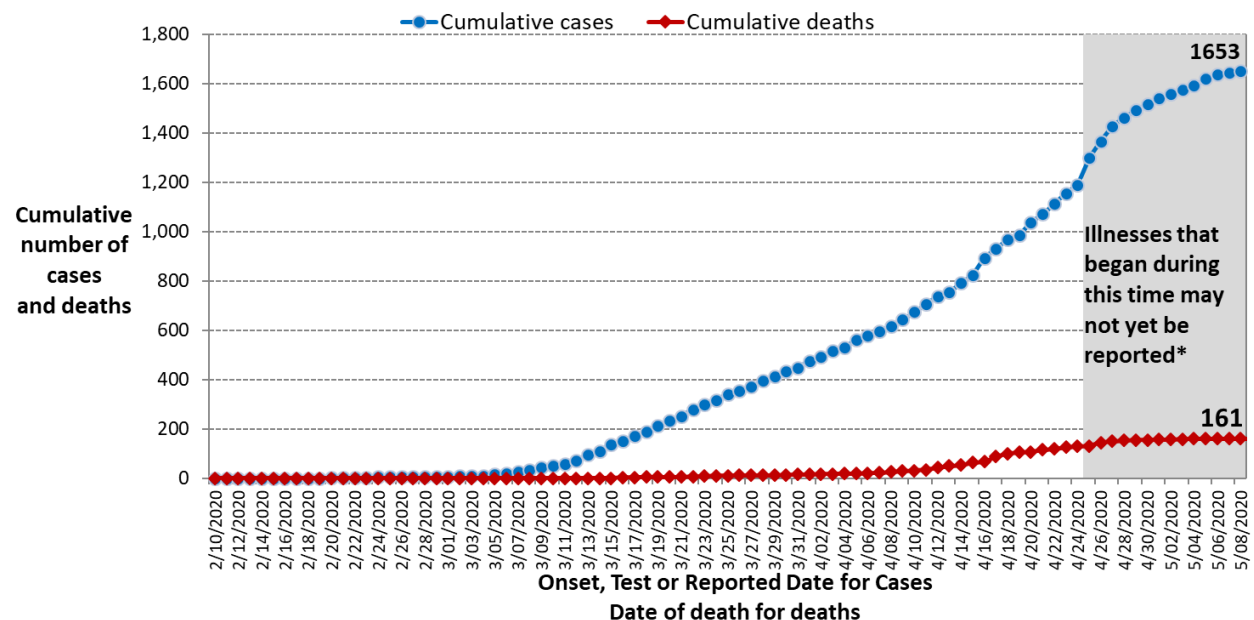
This daily report provides an epidemiologic summary of COVID-19 activity in Ottawa to date. The report includes the most current information available from the COVID-19 Ottawa Database (COD) as of 2:00 pm May 9, 2020 and the integrated Public Health Information System (iPHIS) as of 4:00 p.m. May 9, 2020.

Summary

- 1,653 laboratory-confirmed cases, including 161 deaths, have been reported in Ottawa.
- This includes 9 new cases and 4 new deaths since the previous report.
- There are 23 ongoing outbreaks in [institutions](#).

Cases Over Time

Figure 1. Cumulative epidemiological curve of Ottawa residents with confirmed COVID-19, by the EARLIEST of onset date, test and reported date or date of death

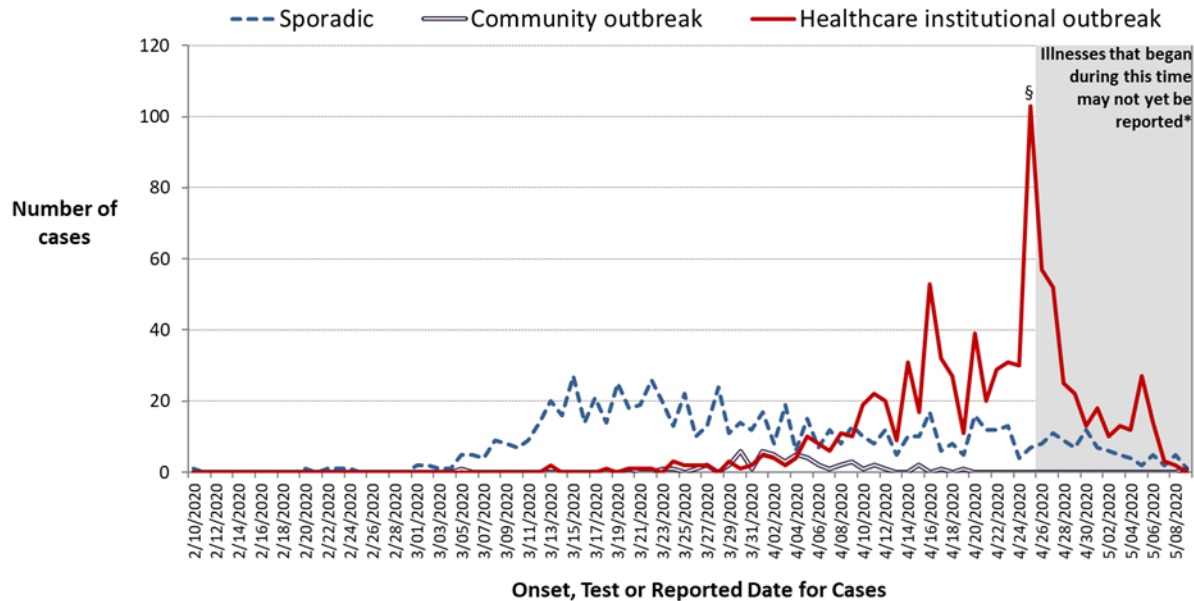


Notes:

1. Data are from the COD as of 2:00 p.m. on May 9, 2020.
2. The onset date is the earliest of symptom onset, laboratory testing, and reporting dates. This means that in the graphs, cases are shown based on when the person's symptoms started, or if that is not known, the date that they were tested. If the test date is not known, the date that the case was reported to public health is used. As the case is investigated and more information is available, the dates in the graph are updated.
3. Confirmed cases are those with a confirmed COVID-19 laboratory result as per the Ministry of Health Public health management of cases and contacts of COVID-19 in Ontario. March 25, 2020 version 6.0.
4. A patient's exposure may have occurred up to 14 days prior to onset of symptoms.
5. *Symptomatic cases occurring in approximately the last 14 days are likely under-reported due to the time for individuals to seek medical assessment, availability of testing, and receipt of test results.



Figure 2. Epidemiological curve of Ottawa residents with confirmed COVID-19, by the EARLIEST of onset, test, and reported date, by outbreak association† (n=1,653)



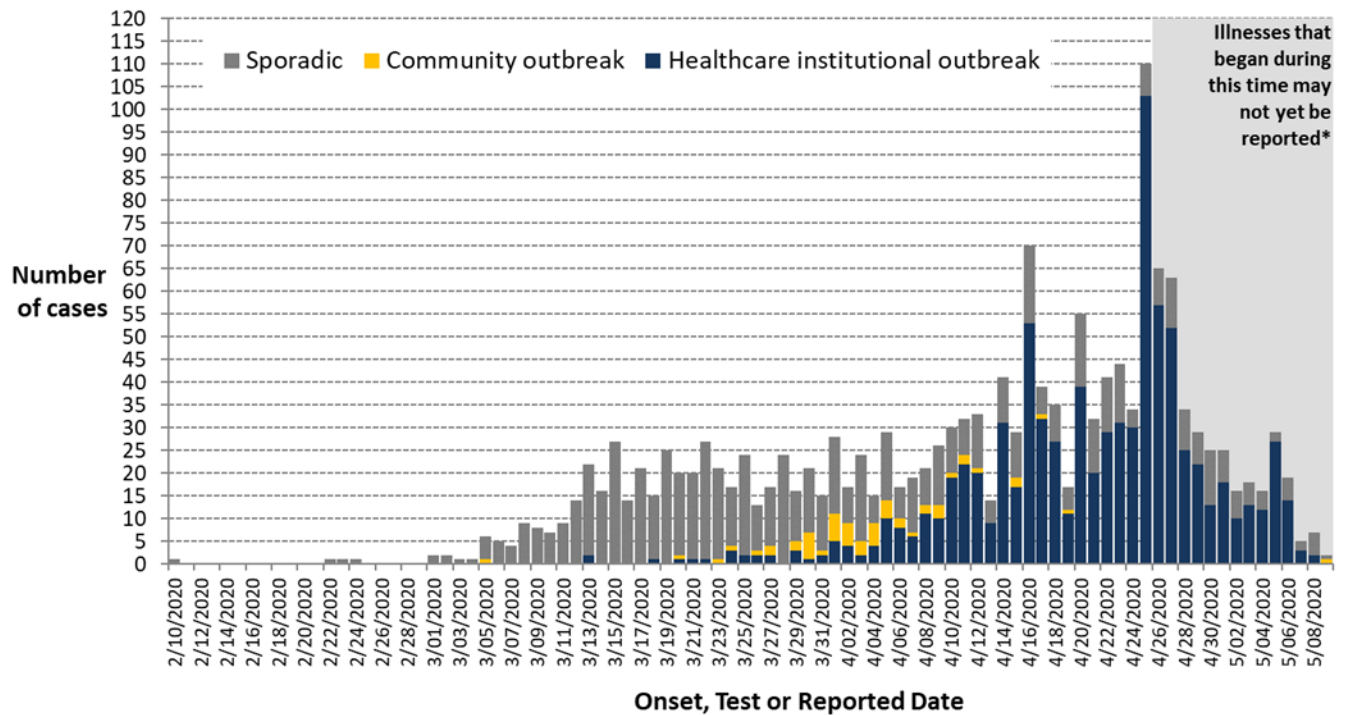
Notes:

1. Data are from the COD as of 2:00 p.m. on May 9, 2020.
2. Confirmed cases are those with a confirmed COVID-19 laboratory result as per the Ministry of Health Public health management of cases and contacts of COVID-19 in Ontario. March 25, 2020 version 6.0.
3. †Cases are associated with a specific, isolated community outbreak; a healthcare institutional outbreak; or no known outbreak (i.e., sporadic).
4. A patient’s exposure may have occurred up to 14 days prior to onset of symptoms.
5. *Symptomatic sporadic cases occurring in approximately the last 14 days are likely under-reported due to the time for individuals to seek medical assessment, availability of testing, and receipt of test results.
6. Healthcare institutions include long term care facilities, retirement homes, and hospitals.
7. §Surveillance testing for COVID-19 began in long term care facilities on April 25, 2020.
8. The province has had to limit testing to priority groups. Since only a small fraction of all the persons who were infected with the COVID-19 virus were tested, the number of reported confirmed community cases underestimates the actual number of infections. Information on overall infection rates in Canada will not be available until large studies on COVID-19 antibody presence in blood serum are conducted. Based on available information, the actual number of infections may lie from 5 to 30 times or more than the reported number of cases.¹

¹ Richterich P. Severe underestimation of COVID-19 case numbers: Effect of epidemic growth rate and test restrictions. *medRxiv*. April 2020: 2020.04.13. doi.org/10.1101/2020.04.13.20064220



Figure 3. Epidemiological curve of Ottawa residents with confirmed COVID-19, by the EARLIEST of onset, test and reported date, by outbreak association† (n=1,653)



Notes:

1. Data are from the COD as of 2:00 p.m. on May 9, 2020.
2. Confirmed cases are those with a confirmed COVID-19 laboratory result as per the Ministry of Health Public health management of cases and contacts of COVID-19 in Ontario. March 25, 2020 version 6.0.
3. †Cases are associated with a specific, isolated community outbreak; a healthcare institutional outbreak; or no known outbreak (i.e., sporadic).
4. A patient's exposure may have occurred up to 14 days prior to onset of symptoms.
5. *Symptomatic cases occurring in approximately the last 14 days are likely under-reported due to the time for individuals to seek medical assessment, availability of testing, and receipt of test results.
6. Healthcare institutions include long term care facilities, retirement homes, and hospitals.
7. The province has had to limit testing to priority groups. Since only a small fraction of all the persons who were infected with the COVID-19 virus were tested, the number of reported confirmed community cases underestimates the actual number of infections. Information on overall infection rates in Canada will not be available until large studies on COVID-19 antibody presence in blood serum are conducted. Based on available information, the actual number of infections may lie from 5 to 30 times or more than the reported number of cases.²

² Richterich P. Severe underestimation of COVID-19 case numbers: Effect of epidemic growth rate and test restrictions. *medRxiv*. April 2020: 2020.04.13. doi.org/10.1101/2020.04.13.20064220



Case Characteristics

Table 1. Age, gender and occupation (health care worker or first responder) of Ottawa residents with confirmed COVID-19

Measure	Number	Percentage
Case count	1,653	-
Change from previous report	9	1% increase
Age, median (range)	57 years (4m-105y)	-
Age		
0-9 years	15	1%
10-19 years	38	2%
20 to 29 years	154	9%
30 to 39 years	203	12%
40 to 49 years	233	14%
50 to 59 years	248	15%
60 to 69 years	214	13%
70 to 79 years	150	9%
80 to 89 years	216	13%
90+ years	182	11%
Unknown	0	0%
Gender		
Female	976	59%
Male	676	41%
Unknown	1	<1%
Health care workers and first responders	432	26%

Note:

1. Data are from the COD as of 2:00 p.m. on May 9, 2020.
2. Confirmed cases are those with a confirmed COVID-19 laboratory result as per the Ministry of Health Public health management of cases and contacts of COVID-19 in Ontario. March 25, 2020 version 6.0.

Table 2. Outcome of disease for Ottawa residents with confirmed COVID-19

Measure	Number	Percentage
All cases	1,653	-
Ongoing	443	27%
Deaths	161	10%
Resolved ³	1049	63%

Notes:

1. Data are from the COD as of 2:00 p.m. on May 9, 2020.
2. Confirmed cases are those with a confirmed COVID-19 laboratory result as per the Ministry of Health Public health management of cases and contacts of COVID-19 in Ontario. March 25, 2020 version 6.0.
3. As per provincial practice, cases that are 14 days past symptom onset (if available) or 14 days past the episode date are classified as resolved for non-fatal cases that are not currently listed as hospitalized. Cases are also classified as resolved if the case is reported as “recovered” in the COD. This represents a change from all previous reports that relied solely on the classification in the COD/iPHIS and increases the number classified as Resolved.



Table 3. Age, gender and occupation (health care worker or first responder) of Ottawa residents with confirmed COVID-19 who have died

Measure	Number	Percentage
Cumulative cases	1,653	
Cumulative deaths	161	10%
Change from previous report	4	3% increase
Age, median (range)	87 years (39-105)	
Age		
0-9 years	0	0%
10 to 19 years	0	0%
20 to 29 years	0	0%
30 to 39 years	1	1%
40 to 49 years	0	0%
50 to 59 years	6	4%
60 to 69 years	9	6%
70 to 79 years	22	14%
80 to 89 years	62	39%
90+ years	61	38%
Unknown	0	0%
Gender		
Female	85	53%
Male	76	47%
Unknown	0	0%
Healthcare workers and first responders	1	1%

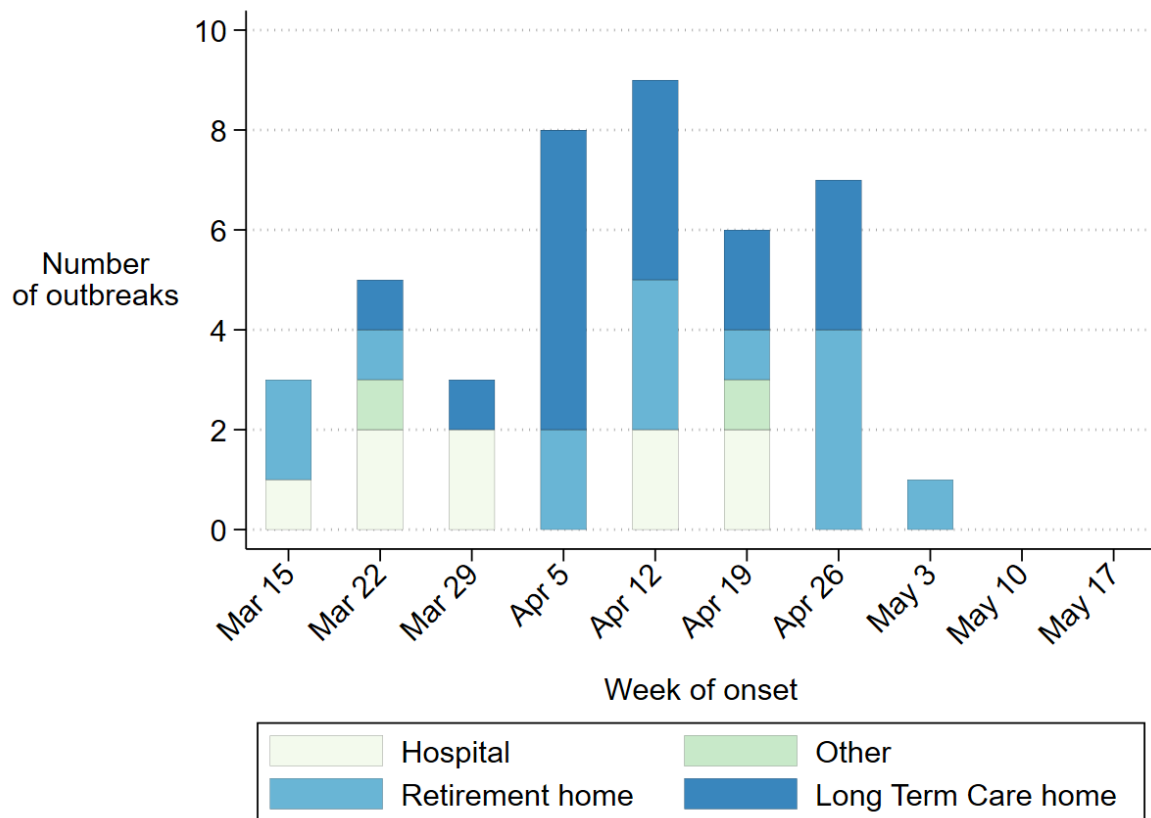
Notes:

1. Data are from the COD as of 2:00 p.m. on May 9, 2020.
2. Confirmed cases are those with a confirmed COVID-19 laboratory result as per the Ministry of Health Public health management of cases and contacts of COVID-19 in Ontario. March 25, 2020 version 6.0.



Outbreaks

Figure 4. Total number of COVID-19 outbreaks in Ottawa institutions³



Notes:

1. Data from iPHIS as of 4:00 pm on May 9, 2020.
2. 19 outbreaks are closed and 23 are active. Investigation and data entry are ongoing.
3. Institutions include long-term care homes, retirement homes, group homes (other) and public hospitals.



Data Notes & Sources

Data extracted represent a snapshot at the time of extraction and may differ in previous or subsequent reports. These data sources are used:

- 1) Case information
 - a. Data are from [Ontario Data Catalogue](#) of confirmed positive cases of COVID19 in Ottawa downloaded 10:30am on May 9, representing data pulled from the Ottawa Public Health COVID-19 Ottawa Database (COD) as of 2:00 p.m. on May 9, 2020.
- 2) Outbreak information
 - a. Ontario Ministry of Health, integrated Public Health Information System (iPHIS), extracted by Ottawa Public Health at 4:00 p.m. each day.

iPHIS and the COD are dynamic disease reporting systems that allow for ongoing updates to data previously entered. Data extracted from these databases represent a snapshot at the time of extraction and can be different in previous or subsequent reports.

Please use the following citation when referencing this document:

Ottawa Public Health. COVID-19 Epidemiology Update. May 10, 2020. Ottawa (ON): Ottawa Public Health; 2020.

For further information about COVID-19 in Ottawa, visit ottawapublichealth.ca.



Data Tables

Data Table for Figure 1

Earliest of Onset, Test or Reported Date or Date of Death	Cumulative Number of Ottawa Residents with Confirmed COVID-19	Cumulative Number of Ottawa Residents who died from COVID-19 (Confirmed)
2/10/2020	1	0
2/11/2020	1	0
2/12/2020	1	0
2/13/2020	1	0
2/14/2020	1	0
2/15/2020	1	0
2/16/2020	1	0
2/17/2020	1	0
2/18/2020	1	0
2/19/2020	1	0
2/20/2020	2	0
2/21/2020	2	0
2/22/2020	3	0
2/23/2020	4	0
2/24/2020	5	0
2/25/2020	5	0
2/26/2020	5	0
2/27/2020	5	0
2/28/2020	5	0
2/29/2020	5	0
3/01/2020	7	0
3/02/2020	9	0
3/03/2020	10	0
3/04/2020	11	0
3/05/2020	17	0
3/06/2020	22	0
3/07/2020	26	0
3/08/2020	35	0
3/09/2020	43	0



Earliest of Onset, Test or Reported Date or Date of Death	Cumulative Number of Ottawa Residents with Confirmed COVID-19	Cumulative Number of Ottawa Residents who died from COVID-19 (Confirmed)
3/10/2020	50	0
3/11/2020	59	0
3/12/2020	73	0
3/13/2020	95	1
3/14/2020	111	1
3/15/2020	138	4
3/16/2020	152	4
3/17/2020	173	5
3/18/2020	188	5
3/19/2020	213	6
3/20/2020	233	6
3/21/2020	253	8
3/22/2020	280	9
3/23/2020	301	10
3/24/2020	318	11
3/25/2020	342	12
3/26/2020	355	12
3/27/2020	372	12
3/28/2020	396	13
3/29/2020	412	15
3/30/2020	433	16
3/31/2020	448	16
4/01/2020	476	17
4/02/2020	493	18
4/03/2020	517	19
4/04/2020	532	20
4/05/2020	561	22
4/06/2020	578	23
4/07/2020	597	26
4/08/2020	618	29
4/09/2020	644	31



Earliest of Onset, Test or Reported Date or Date of Death	Cumulative Number of Ottawa Residents with Confirmed COVID-19	Cumulative Number of Ottawa Residents who died from COVID-19 (Confirmed)
4/10/2020	674	35
4/11/2020	706	44
4/12/2020	739	50
4/13/2020	753	54
4/14/2020	794	65
4/15/2020	823	68
4/16/2020	893	88
4/17/2020	932	101
4/18/2020	967	105
4/19/2020	984	107
4/20/2020	1039	116
4/21/2020	1071	120
4/22/2020	1112	126
4/23/2020	1156	129
4/24/2020	1190	132
4/25/2020	1300	145
4/26/2020	1365	150
4/27/2020	1428	154
4/28/2020	1462	155
4/29/2020	1491	156
4/30/2020	1516	157
5/01/2020	1541	158
5/02/2020	1557	159
5/03/2020	1575	160
5/04/2020	1591	161
5/05/2020	1620	161
5/06/2020	1639	161
5/07/2020	1644	161
5/08/2020	1651	161



Earliest of Onset, Test or Reported Date or Date of Death	Cumulative Number of Ottawa Residents with Confirmed COVID-19	Cumulative Number of Ottawa Residents who died from COVID-19 (Confirmed)
5/09/2020	1653	161

Data table for Figure 2 and Figure 3

Earliest of Onset, Test or Reported Date	Daily Total of Sporadic COVID-19 Cases	Daily Total of COVID-19 Cases Linked to Community Outbreaks	Daily Total of COVID-19 Cases Linked to Outbreaks in Health Care Institutions	Daily Total of Ottawa Residents with Confirmed COVID-19
2/10/2020	1	0	0	1
2/11/2020	0	0	0	0
2/12/2020	0	0	0	0
2/13/2020	0	0	0	0
2/14/2020	0	0	0	0
2/15/2020	0	0	0	0
2/16/2020	0	0	0	0
2/17/2020	0	0	0	0
2/18/2020	0	0	0	0
2/19/2020	0	0	0	0
2/20/2020	1	0	0	1
2/21/2020	0	0	0	0
2/22/2020	1	0	0	1
2/23/2020	1	0	0	1
2/24/2020	1	0	0	1
2/25/2020	0	0	0	0
2/26/2020	0	0	0	0
2/27/2020	0	0	0	0
2/28/2020	0	0	0	0
2/29/2020	0	0	0	0
3/01/2020	2	0	0	2
3/02/2020	2	0	0	2
3/03/2020	1	0	0	1



Earliest of Onset, Test or Reported Date	Daily Total of Sporadic COVID-19 Cases	Daily Total of COVID-19 Cases Linked to Community Outbreaks	Daily Total of COVID-19 Cases Linked to Outbreaks in Health Care Institutions	Daily Total of Ottawa Residents with Confirmed COVID-19
3/04/2020	1	0	0	1
3/05/2020	5	1	0	6
3/06/2020	5	0	0	5
3/07/2020	4	0	0	4
3/08/2020	9	0	0	9
3/09/2020	8	0	0	8
3/10/2020	7	0	0	7
3/11/2020	9	0	0	9
3/12/2020	14	0	0	14
3/13/2020	20	0	2	22
3/14/2020	16	0	0	16
3/15/2020	27	0	0	27
3/16/2020	14	0	0	14
3/17/2020	21	0	0	21
3/18/2020	14	0	1	15
3/19/2020	25	0	0	25
3/20/2020	18	1	1	20
3/21/2020	19	0	1	20
3/22/2020	26	0	1	27
3/23/2020	20	1	0	21
3/24/2020	13	1	3	17
3/25/2020	22	0	2	24
3/26/2020	10	1	2	13
3/27/2020	13	2	2	17
3/28/2020	24	0	0	24
3/29/2020	11	2	3	16
3/30/2020	14	6	1	21
3/31/2020	12	1	2	15
4/01/2020	17	6	5	28
4/02/2020	8	5	4	17



Earliest of Onset, Test or Reported Date	Daily Total of Sporadic COVID-19 Cases	Daily Total of COVID-19 Cases Linked to Community Outbreaks	Daily Total of COVID-19 Cases Linked to Outbreaks in Health Care Institutions	Daily Total of Ottawa Residents with Confirmed COVID-19
4/03/2020	19	3	2	24
4/04/2020	6	5	4	15
4/05/2020	15	4	10	29
4/06/2020	7	2	8	17
4/07/2020	12	1	6	19
4/08/2020	8	2	11	21
4/09/2020	13	3	10	26
4/10/2020	10	1	19	30
4/11/2020	8	2	22	32
4/12/2020	12	1	20	33
4/13/2020	5	0	9	14
4/14/2020	10	0	31	41
4/15/2020	10	2	17	29
4/16/2020	17	0	53	70
4/17/2020	6	1	32	39
4/18/2020	8	0	27	35
4/19/2020	5	1	11	17
4/20/2020	16	0	39	55
4/21/2020	12	0	20	32
4/22/2020	12	0	29	41
4/23/2020	13	0	31	44
4/24/2020	4	0	30	34
4/25/2020	7	0	103	110
4/26/2020	8	0	57	65
4/27/2020	11	0	52	63
4/28/2020	9	0	25	34
4/29/2020	7	0	22	29
4/30/2020	12	0	13	25
5/01/2020	7	0	18	25



Earliest of Onset, Test or Reported Date	Daily Total of Sporadic COVID-19 Cases	Daily Total of COVID-19 Cases Linked to Community Outbreaks	Daily Total of COVID-19 Cases Linked to Outbreaks in Health Care Institutions	Daily Total of Ottawa Residents with Confirmed COVID-19
5/02/2020	6	0	10	16
5/03/2020	5	0	13	18
5/04/2020	4	0	12	16
5/05/2020	2	0	27	29
5/06/2020	5	0	14	19
5/07/2020	2	0	3	5
5/08/2020	5	0	2	7
5/09/2020	1	1	0	2

Data Table for Figure 4

Week of symptom onset	Number of outbreaks in Ottawa hospitals	Number of outbreaks in other Ottawa institutions	Number of outbreaks in Ottawa retirement homes	Number of outbreaks in Ottawa long term care homes
Mar 15	1	0	2	0
Mar 22	2	1	1	1
Mar 29	2	0	0	1
Apr 05	0	0	2	6
Apr 12	2	0	3	4
Apr 19	2	1	1	2
Apr 26	0	0	4	3
May 03	0	0	1	0
May 10				

